

# *CLASS-III*

*SYLLABUS 2022-23*

SUBJECT: ENGLISH				BOOKS: LIVING ENGLISH THE GRAMMAR CONNECT PRACTICE AND MORE		
S.NO	DURATION	CHAPTER/ TOPIC	NO. OF TEACHING PERIODS	SYLLABUS COVERED	PEDAGOGY (LEARNER CENTRED)	ART INTEGRATED/ OTHER ACTIVITIES
<b>SEMESTER 1</b>						
1.	1 APRIL TO 15 APRIL 2022		10	<b>BOOK- LIVING ENGLISH</b>  LESSON 2- Heidi Meets Grandfather  <b>BOOK: THE GRAMMAR CONNECT</b>  LESSON 1- Nouns	DISCUSSION BASED  CREATIVE EXPRESSION  LOUD READING/ INDIVIDUAL READING	<b>1.BOOK- LIVING ENGLISH</b>  HELPING HANDS <ul style="list-style-type: none"> <li>Trace the outline of both your hands.</li> <li>Write down any four ways in which you lend a helping hand to the elders at home.</li> </ul> (TO BE DONE IN ENGLISH NOTEBOOK)  <b>2.BOOK: PRACTICE AND MORE</b>  FUN WITH NOUNS <ul style="list-style-type: none"> <li>Page-7 Part A and B</li> </ul>
2.	16 APRIL TO 30		12	<b>BOOK- LIVING ENGLISH</b>	CREATIVE EXPRESSION	<b>1.BOOK- LIVING ENGLISH</b>

	APRIL 2022			<p>LESSON 3- Come Back, Mr Sun!</p> <p><b>BOOK: THE GRAMMAR CONNECT</b></p> <p>LESSON 2- Nouns: Common and Proper</p>	<p>DISCUSSION BASED</p> <p>VALUE BASED</p> <p>ACTIVITY BASED</p>	<p>FUN WITH CARICATURE</p> <ul style="list-style-type: none"> <li>• Make a cute face of the SUN and express your feelings- 'If the Sun decided never to set.....'</li> <li>• List any two points to describe this situation- WHAT MIGHT HAPPEN? (TO BE DONE IN ENGLISH NOTEBOOK)</li> </ul> <p><b>2.BOOK: THE GRAMMAR CONNECT</b></p> <p>TIME FOR A GAME</p> <ul style="list-style-type: none"> <li>• Page- 14</li> </ul>
3.	1 MAY- 15 MAY 2022		11	<p><b>BOOK: THE GRAMMAR CONNECT</b></p> <p>LESSON 3- NOUNS: Singular and Plural</p> <p>LESSON 4- NOUNS: Countable and Uncountable</p>	<p>DISCUSSION BASED</p> <p>PRACTICE WORKSHEET</p> <p>MULTIMEDIA</p>	<p><b>1.BOOK: PRACTICE AND MORE</b></p> <p>More Than One</p> <ul style="list-style-type: none"> <li>• Page- 9</li> </ul> <p>Part- A</p> <p><b>2.BOOK: THE GRAMMAR CONNECT</b></p> <p>TALKING POINT</p> <ul style="list-style-type: none"> <li>• Page- 18</li> </ul>

4.	16 MAY- 28 MAY 2022		12	<b>BOOK- LIVING ENGLISH</b> Comprehension Practice-1  <b>BOOK: THE GRAMMAR CONNECT</b> LESSON 5- Collective Nouns  LESSON 6- Nouns: Gender	DISCUSSION BASED  PRACTICE WORKSHEET  MULTIMEDIA	<b>1.BOOK: PRACTICE AND MORE</b>  FUN WITH WORDS <ul style="list-style-type: none"> <li>• Page- 8</li> </ul> Part- A  <b>2.BOOK: THE GRAMMAR CONNECT</b>  TIME FOR A GAME <ul style="list-style-type: none"> <li>• Page-25</li> </ul>
----	------------------------	--	----	---	--	---

**PERIODIC TEST 1**  
**4 JULY -9 JULY 2022**

5	1 JULY- 15 JULY 2022		5	<b>BOOK- LIVING ENGLISH</b>  LESSON 4- What Did Gita Eat?	DISCUSSION BASED  VALUE BASED  RESEARCH BASED	<b>1.BOOK- LIVING ENGLISH</b> MENU CARD <ul style="list-style-type: none"> <li>• Make a creative MENU CARD listing any five nutritious breakfast items/ beverages.</li> <li>• Support it with suitable pictures.</li> </ul> (TO BE PASTED IN ENGLISH NOTEBOOK)
---	-------------------------	--	---	---	---	--

6.	16 JULY- 31 JULY 2022		12	<b>BOOK- LIVING ENGLISH</b>  LESSON 5- Alice in Wonderland  <b>BOOK: THE GRAMMAR CONNECT</b>  LESSON 8- Pronouns	CREATIVE EXPRESSION  EXTENSIVE READING	<b>1.BOOK- LIVING ENGLISH</b>  POSTER MAKING ‘STAY SAFE’ <ul style="list-style-type: none"> <li>• Create a poster (NOTEBOOK SIZED COLOURED SHEET ONLY)</li> <li>• Highlight any five rules to- ‘STAY SAFE IN AND OUT OF YOUR HOMES’</li> </ul> (TO BE PASTED IN ENGLISH NOTEBOOK)  <b>2.BOOK: PRACTICE AND MORE</b> I, Me, Myself <ul style="list-style-type: none"> <li>• PAGE-10</li> </ul> Part- A, B, C
7.	1 AUGUST- 15 AUGUST 2022		9	<b>BOOK: THE GRAMMAR CONNECT</b>  LESSON 10- Adjectives  LESSON 11- Comparison of Adjectives	PRACTICE WORKSHEET  DISCUSSION METHOD  MULTIMEDIA	<b>1.BOOK- LIVING ENGLISH</b>  <b>A.PICTURE COMPOSITION</b> <ul style="list-style-type: none"> <li>• Page-22</li> </ul> Part-E (TO BE DONE IN ENGLISH TEXT-BOOK)  <b>B.LESSON 1:</b> Simran’s New School (READING LESSON)

						<p><b>2.BOOK: PRACTICE AND MORE</b></p> <p>TELL ME MORE</p> <ul style="list-style-type: none"> <li>• Page-14</li> </ul> <p>Part A, B, C</p>
8.	16 AUGUST – 31 AUGUST 2022		12	<p><b>BOOK: THE GRAMMAR CONNECT</b></p> <p>LESSON 9- Articles</p> <p>LESSON 12- This, That, These, Those</p>	<p>DISCUSSION METHOD</p> <p>PRACTICE WORKSHEET</p> <p>POETRY RENDITION</p>	<p><b>1.BOOK- LIVING ENGLISH</b></p> <p><b>A. POETRY RENDITION</b> Memorize any one poem using suitable props: 1. Who Ate My Cheese? 2. A Was an Ant... 3. When Grandmother Was Small...</p> <p><b>B. PICTURE COMPOSITION</b></p> <ul style="list-style-type: none"> <li>• Page-38</li> </ul> <p>Part- O</p>
9.	1 SEPTEMBER -15 SEPTEMBER 2022		6	<p><b>HALF YEARLY REVISION</b></p> <p><b>BOOK: THE GRAMMAR CONNECT</b></p> <p>L-3. Nouns- Singular and Plural</p>	<p>PRACTICE WORKSHEETS</p>	<p><b>1.BOOK: THE GRAMMAR CONNECT</b></p> <p>WRITING SKILLS</p> <ul style="list-style-type: none"> <li>• Comprehension Practice-A</li> </ul> <p><b>HALF YEARLY REVISION</b></p>

				L-5. Collective Nouns L-8. Pronouns L-9. Articles L-10. Adjectives L-11. Comparison of Adjectives L-12. This, That, These, Those		
--	--	--	--	---	--	--

**HALF YEARLY EXAMINATION  
12SEPTEMBER- 23 SEPTEMBER 2022**

**SEMESTER 2**

10.	24 SEPTEMBER- 30 SEPTEMBER 2022		5	<b>BOOK: LIVING ENGLISH</b>  LESSON 6- Nehru's Little Friends	EXTENSIVE READING  VALUE BASED	<b>1.BOOK: LIVING ENGLISH</b>  <b>SPREAD SEEDS OF KINDNESS</b> Recall and describe any one incident from your life when you did some ACT OF KINDNESS. Support with suitable pictures. Include the following points: <ul style="list-style-type: none"> <li>• When</li> <li>• Where</li> <li>• To whom</li> <li>• How</li> <li>• Feelings</li> </ul> (TO BE DONE IN ENGLISH NOTEBOOK)
-----	--	--	---	--	--------------------------------------	---

11.	1 OCTOBER- 15 OCTOBER 2022		9	<b>BOOK: LIVING ENGLISH</b>  LESSON 7- Save the Earth  <b>BOOK: THE GRAMMAR CONNECT</b>  LESSON 13- Verbs	MULTIMEDIA  DISCUSSION METHOD  SKIMMING AND SCANNING INFORMATION  LEARNING BY DOING	<b>1.BOOK: LIVING ENGLISH</b>  SAVE NATURE- <ul style="list-style-type: none"> <li>• ENVIRONMENTAL AWARENESS PAGE</li> </ul> Why should we not use plastic bags? Give two reasons. <ul style="list-style-type: none"> <li>• FUN WITH ORIGAMI</li> </ul> Make use of any old sheet of paper and make an attractive ENVIRONMENTAL FRIENDLY PAPER BAG with it.  (TO BE DONE IN ENGLISH NOTEBOOK)
12.	16 OCTOBER- 31 OCTOBER 2022		10	<b>BOOK: THE GRAMMAR CONNECT</b>  LESSON 14- Is, Are, Am  LESSON 15- Was, Were  LESSON 16- Has, Have, Had	CREATIVE EXPRESSION  DISCUSSION METHOD  PRACTICE WORKSHEETS	<b>1.BOOK: PRACTICE AND MORE</b>  MORE ACTIONS <ul style="list-style-type: none"> <li>• Page-12</li> </ul> <b>2.BOOK: THE GRAMMAR CONNECT</b>  TALKING POINT PICTURE STUDY <ul style="list-style-type: none"> <li>• Page- 56</li> </ul> Discussion on MAIN VERBS and HELPING VERBS.



13.	1 NOVEMBER - 15 NOVEMBER 2022		11	<b>BOOK: THE GRAMMAR CONNECT</b>  LESSON 17- Can, May  <b>BOOK: LIVING ENGLISH</b>  WRITING SKILLS Comprehension Practice-3	DISCUSSION METHOD  MULTIMEDIA  PRACTICE WORKSHEETS	<b>1.BOOK: LIVING ENGLISH</b>  SEEDS OF HOPE <ul style="list-style-type: none"> <li>• Refer to page- 79.</li> <li>• Sow seeds of your choice in a pot/ container.</li> <li>• Observe your little plant grow.</li> <li>• Click a selfie with your baby plant and paste it in your notebook.</li> </ul> (TO BE DONE IN ENGLISH NOTEBOOK)
14.	16 NOVEMBER - 30 NOVEMBER 2022		12	<b>BOOK: THE GRAMMAR CONNECT</b>  LESSON 24- Sentences  WRITING SKILLS Paragraph Writing	PRACTICE WORKSHEETS  PEER INTERACTION	<b>1.BOOK: THE GRAMMAR CONNECT</b>  WRITING SKILLS Creative Writing 'World's Best Dad/Mom' <ul style="list-style-type: none"> <li>• Be creative with your composition.</li> <li>• Use pictures/ favourite things etc.</li> </ul> (TO BE DONE IN ENGLISH NOTEBOOK)

**PERIODIC TEST-3**

**5 DECEMBER- 10 DECEMBER 2022**

**ANNUAL EXAMINATION**

15.	1 DECEMBER - 15 DECEMBER 2022		6	<b>BOOK: THE GRAMMAR CONNECT</b>  LESSON 23- Prepositions  LESSON 26- Conjunctions	VOCAL EXPRESSION  DRAWING INFERENCES  CREATIVE EXPRESSION	<b>1.BOOK: THE GRAMMAR CONNECT</b>  TALKING POINT <ul style="list-style-type: none"> <li>• Conversation with friends: Page- 103</li> <li>• Paragraph completion with CONJUNCTIONS.</li> </ul> <b>2.BOOK: PRACTICE AND MORE</b>  Up And Above <ul style="list-style-type: none"> <li>• Page- 16</li> </ul>
16.	16 DECEMBER -31 DECEMBER 2022		12	<b>BOOK : LIVING ENGLISH</b>  LESSON 8- Animals in Danger  <b>BOOK: THE GRAMMAR CONNECT</b>  LESSON 28- Punctuation	ASKING QUESTIONS  CREATIVE EXPRESSION  MULTIMEDIA	<b>1.BOOK : LIVING ENGLISH</b>  PUPPET TIME <ul style="list-style-type: none"> <li>• Refer to page-102.</li> <li>• Think of a pet that you would like to have.</li> <li>• Make a colourful stick puppet of your PET and give it a name.</li> </ul> (TO BE PASTED IN ENGLISH NOTEBOOK)
17.	1 JANUARY- 15		6	<b>BOOK : LIVING ENGLISH</b>	STORY TELLING METHOD	<b>1.BOOK: LIVING ENGLISH</b>  FUN TIME

	JANUARY 2023			LESSON 9- Dorothy and the Scarecrow	DISCUSSION METHOD	<ul style="list-style-type: none"> <li>• Make a colourful PERSONAL ACTIVITY CARD.</li> <li>• List out three things that you enjoy doing.</li> <li>• List out three things you do not enjoy doing.</li> </ul> <p>(TO BE PASTED IN ENGLISH NOTEBOOK)</p>
18.	16 JANUARY- 31 JANUARY 2023		11	<b>BOOK: THE GRAMMAR CONNECT</b>  LESSON 18- Simple Present Tense LESSON 20- Simple Past Tense LESSON 21- Simple Future Tense	POETRY RENDITION  PRACTICE WORKSHEETS  CLASS DISCUSSION	<b>1.BOOK: THE GRAMMAR CONNECT</b>  TIME FOR A GAME <ul style="list-style-type: none"> <li>• Page- 81</li> </ul> Word Grid Simple Past Tense  <b>2.BOOK- LIVING ENGLISH</b>  POETRY RENDITION Memorize any one poem using suitable props: 1.If I Could Be an Astronaut 2. My Dog's Name is Cat 3. The Moon
19.	1 FEBRUARY - 15 FEBRUARY 2023		11	<b>REVISION FOR ANNUALS</b>  <b>BOOK: THE GRAMMAR CONNECT</b>	PRACTICE WORKSHEETS	<b>1.BOOK: THE GRAMMAR CONNECT</b>  TALKING POINT Page- 93 <ul style="list-style-type: none"> <li>• Refer to page- 93.</li> <li>• Describe the picture using appropriate</li> </ul>

				L-13. Verbs L-18. Simple Present Tense L-20. Simple Past Tense L-21. Simple Future Tense L-23. Prepositions L-24. Sentences L- 26. Conjunctions L-28. Punctuation	PREPOSITIONS. <ul style="list-style-type: none"> <li>• Draw the picture given on page 93.</li> <li>• Enlist the PREPOSITIONS used to describe the picture.</li> </ul> (TO BE DONE IN ENGLISH NOTEBOOK)
--	--	--	--	---	--

**ANNUAL EXAMINATION**

**20 FEBRUARY 2023**




**SUBJECT: Maths**

**BOOK: Together with Mathematics Buzz**

S. NO.	DURATION	CHAPTER /TOPIC	NO. OF TEACHING PERIODS	SYLLABUS COVERED	PEDAGOGY	ART INTEGRATED/ OTHER ACTIVITIES
1.	1-15 APRIL	-	10	LESSON-1 NUMBERS AND NUMERATION	OBSERVATION BASED CONCEPT BASED	ACTIVITY – PAGE NO. 16 CREATING ANY

				<b>RAPID FIRE – LARGE NUMBERS</b>	<b>COMPETENCY BASED</b>	<b>SIX 4 DIGIT NUMBERS USING FLASH CARDS IN THE NOTEBOOK</b>
<b>2.</b>	<b>16-30 APRIL</b>	<b>-</b>	<b>12</b>	<b>LESSON-1 NUMBERS AND NUMERATION</b>  <b>LESSON-2 ADDITION</b>  <b>RAPID FIRE- LARGE NUMBERS, ADDITION</b>	<b>CONCEPT BASED APPLICATION BASED COMPETENCY BASED</b>	<b>MENTAL MATHS – PAGE NO. 26 REACH THE TREASURE BY COLOURING THE BOXES WITH THE CORRECT ANSWERS</b>
<b>3.</b>	<b>1-15 MAY</b>	<b>-</b>	<b>11</b>	<b>LESSON-2 ADDITION</b>  <b>LESSON -3 SUBTRACTION</b>  <b>RAPID FIRE- ADDITION , SUBTRACTION</b>	<b>CONCEPT BASED APPLICATION BASED COMPETENCY BASED</b>	<b>PUZZLE – PAGE NO. 33</b>
<b>4.</b>	<b>16-28 MAY</b>	<b>-</b>	<b>9</b>	<b>LESSON-3 SUBTRACTION</b>  <b>RAPID FIRE - SUBTRACTION</b>  <b>REVISION</b>	<b>CONCEPT BASED APPLICATION BASED COMPETENCY BASED</b>	<b>WHO AM I? – PAGE 41 READ THE CLUES GIVEN AND ANSWER THE QUESTION? PASTE THE</b>




						<b>PICTURE OF THE SCIENTIST</b>
<b>5.</b>	<b>1-15 JULY PERIODIC TEST 1</b>	<b>-</b>	<b>5</b>	<b>REVISION</b> <b>LESSON 4</b> <b>MULTIPLICATION</b>	<b>APPLICATION BASED CONCEPT BASED COLLABORATIVE METHOD</b>	<b>DODGING TABLES( 1 TO 15)</b>
<b>PERIODIC TEST-I (4-9 JULY)</b>						
<b>6.</b>	<b>16-31 JULY</b>	<b>-</b>	<b>12</b>	<b>LESSON-4</b> <b>MULTIPLICATION</b>  <b>RAPID FIRE-</b> <b>MULTIPLICATION</b>	<b>COMPETENCY BASED ACTIVITY BASED</b>	<b>MENTAL MATHS – PAGE NO. 61</b> <b>WRITE THE DIFFERENT WAYS OF GETTING THE CIRCLED NUMBER IN THE MULTIPLICATION TREE. DO IT IN THE NOTEBOOK.</b>
<b>7.</b>	<b>1-15 AUGUST</b>	<b>-</b>	<b>9</b>	<b>LESSON-5</b> <b>DIVISION</b>  <b>RAPID FIRE - DIVISION</b>	<b>OBSERVATION BASED APPLICATION BASED ACTIVITY BASED</b>	<b>QUIZ – PAGE NO. 72</b>
<b>8.</b>	<b>16-31 AUGUST</b>	<b>-</b>	<b>11</b>	<b>LESSON-5</b> <b>DIVISION</b>  <b>RAPID FIRE - DIVISION</b>	<b>CONCEPT BASED EXPERIENTIAL</b>	<b>MENTAL MATHS – PAGE NO. 75(Q1)</b>

					LEARNING	
9.	1-15 SEPTEMBER	-	6	<p><b>LESSON-7 GEOMETRY (ACTIVITY)</b></p> <p><b>RAPID FIRE – GEOMETRY PATTERNS AND SYMMETRY</b></p> <p><b>REVISION-</b>   <b>WORD PROBLEMS</b>  <b>ADDITION AND SUBTRACTION</b>   <b>MULTIPLICATION</b>   <b>DIVISION</b></p>	<b>PROJECT BASED</b>	<b>PAGE NO. – 102 REFLECT THE SHAPE. USE DOT PAPER FROM YOUR MATHS KIT</b>
<b>PERIODIC TEST-II / HALF YEARLY (12-23 SEP)</b>						
10.	16-30 SEPTEMBER	-	5	<b>LESSON-6 FRACTIONS</b>	<b>INTERACTIVE ENQUIRY BASED</b>	<b>WORKSHEET ON FRACTIONS</b>
11.	1-15 OCTOBER	-	9	<p><b>LESSON-6 FRACTIONS</b></p> <p><b>RAPID FIRE - FRACTIONS</b></p>	<b>OBSERVATION BASED ACTIVITY BASED COMPETENCY BASED</b>	<b>MENTAL MATHS – PAGE 91 OBSERVE THE PICTURE AND ANSWER THE QUESTIONS</b>

12.	16-31 OCTOBER	-	9	LESSON-8 MONEY	EXPERIENTIAL LEARNING EXPLORATION BASED	MENTAL MATHS – PAGE NO. 123 ( DO IN THE NOTEBOOK)
13.	1-15 NOVEMBE R	-	11	LESSON-6 MONEY  RAPID FIRE -MONEY	APPLICATION BASED CONCEPT BASED	WORKSHEET
14.	16-30 NOVEMBE R	-	12	LESSON-13 DATA HANDLING(ACTIVITY)  RAPID FIRE – DATA HANDLING  REVISION	ACTIVITY METHOD DRILL AND PRACTICE METHOD	STUDY THE PICTOGRAPH AND ANSWER THE QUESTIONS
15.	1-15 DECEMBE R	-	6	REVISION  LESSON 9-MEASURES OF TIME	OBSERVATION METHOD APPLICATION BASED ACTIVITY BASED	MENTAL MATHS – PAGE NO.137
<b>PERIODIC TEST- III (5-10 DEC)</b>						
16.	16-31 DECEMBE R	-	12	LESSON- 9 MEASURES OF TIME LESSON -10 MEASURES OF LENGTH	EXPLORATION BASED CONCEPT BASED	MENTAL MATHS – PAGE NO. 151 FINDING THE SHORTEST ROUTE



				<b>RAPID FIRE - TIME</b>		
<b>17.</b>	<b>1-15 JANUARY</b>	<b>-</b>	<b>6</b>	<b>LESSON-11 MEASUREMENT OF MASS</b>	<b>OBSERVATION BASED ACTIVITY BASED</b>	<b>MENTAL MATHS – PAGE NO. 162 WRITE THE WEIGHTS THAT WILL BE USED ( DO IT IN THE NOTEBOOK)</b>
<b>18.</b>	<b>16-31 JANUARY</b>	<b>-</b>	<b>11</b>	<b>LESSON-11 MEASUREMENT OF MASS LESSON – 12 MEASUREMENT OF CAPACITY</b>	<b>EXPLORATION BASED CONCEPT BASED</b>	<b>MENTAL MATHS – PAGE NO. -173. CAPACITY OF SOME CONTAINERS IS GIVEN. FILL IN THE BLANKS BASED ON THESE.</b>
<b>19.</b>	<b>1-15 FEBRUARY</b>	<b>-</b>	<b>11</b>	<b>LESSON-12 MEASUREMENT OF CAPACITY</b>  <b>RAPID FIRE- MEASUREMENT</b>  <b>REVISION- ✚ WORD PROBLEMS OF MONEY ✚ MEASUREMENT OF TIME</b>	<b>DRILL AND PRACTICE METHOD</b>	<b>REVISION WORKSHEETS</b>

				 MEASUREMENT OF LENGTH  MEASUREMENT OF MASS  MEASUREMENT OF CAPACITY		
<b>ANNUAL EXAMINATION (20 FEB ONWARDS)</b>						

**SUBJECT: EVS**  
**BOOK: THE WORLD OF ENVIRONMENTAL STUDIES**

S.N O	DURATION	TOPIC	NO. OF PERIODS	SYLLABUS	PEDAGOGY	ART INTEGRATED/OTHER ACTIVITIES
<b>SEMESTER 1</b>						
1.	1-15 APRIL	-	8	Lesson -1 MY FAMILY (Activity Based)  Lesson- 4 PLANTS	ILLUSTRATIVE METHOD	1. Create a colourful 'FAMILY TREE' in your notebook.
2.	16-30 APRIL	-	10	Lesson- 4 PLANTS (continued)	EXPLORATION BASED	1. Page -29 (Textbook) CROSSWORD PUZZLE

				Lesson- 3 SPECIAL PEOPLE (Activity Based)	VALUE BASED	2. Paste pictures of any 2 special people and write two sentences about each one. Do it neatly in your notebook.
3.	1-15 MAY	-	9	Lesson- 5 LEAVES	RESEARCH BASED	1. Page – 35 (Textbook) THINK AND TELL (Part 3)
4.	16-28 MAY	-	7	Lesson- 2 FAMILY SIMILARITIES (Activity Based)  Lesson23 OUR CRAFTS (Activity Based- H.H.W)  Lesson -15 OUR HOUSES (Activity Based- H.H.W)	RESEARCH BASED   PROJECT BASED	1. Page -18 (Textbook) FAMILY VALUES (Part -3)  2. Page- 95 CROSSWORD
5.	1-15 JULY	-	5	REVISION  Lesson – 9 WORK AND LEISURE (Activity Based)	RESEARCH BASED	Page- 57 (Textbook) SURVEY SHEET
<b>PERIODIC TEST-I (4-9 JULY)</b>						
6.	16- 31 JULY		10	Lesson-6	CREATIVE	‘FOOD CHAIN’

				ANIMALS	EXPRESSION	Creatively think and draw a 'food chain' in the form of a flow chart. Also paste pictures. Do it in your notebook.
7.	1- 15 AUGUST		7	Lesson – 7 INSECTS	RESEARCH BASED	Page- 48 (Textbook) CROSSWORD PUZZLE Part - 3
8.	16- 31 AUGUST		9	Lesson – 8 BIRDS	EXPERIENTIAL LEARNING	BIRD FEEDING POT Create your own 'Bird Feeding Pot' and use it to feed grains to birds.
9.	1-15 SEPTEMBER		4	Lesson-10 PLAY TIME (Activity Based)  REVISION	EXPLORATION BASED	Page- 66 (Textbook) Complete the Table 'Famous Sports Persons'.
<b>HALF YEARLY EXAMS (12-23 SEPTEMBER)</b>						
<b>SEMESTER 2</b>						
10.	16-30 SEPTEMBER		5	Lesson- 11 SOURCES OF FOOD	RESEARCH BASED	Page – 72 (Textbook) ACTIVITY-Know Your Plants
11.	1- 15 OCTOBER		7	Lesson – 11 SOURCES OF FOOD (Continued)  Lesson – 12	EXPERIENTIAL LEARNING	SALAD MAKING ACTIVITY

				COOKING (Activity Based)		
12.	16- 31 OCTOBER		9	Lesson- 14 FOOD FOR ANIMALS  Lesson – 13 EATING IN THE FAMILY (Activity Based)	EXPLORATION BASED	Page- 87 (Textbook) FIND OUT  Page- 85 (Textbook) THINK AND TELL- III
13.	1- 15 NOVEMBER		10	Lesson -16 ANIMALS AROUND US  Lesson – 17 LEFT-RIGHT OF MY NEIGHBOURHOOD (Activity Based)	LEARNING BY DOING  EXPERIENTIAL LEARNING	1. Page- 98 SURVEY SHEET  2. Page- 105 ACTIVITY-1 Know Your Directions
14.	16 -30 NOVEMBER		10	Lesson – 22 THE JOURNEY OF A LETTER	EXPERIENTIAL LEARNING	FLOW CHART Make a ‘flow chart’ showing the journey of a letter.
15.	1- 15 DECEMBER		6	REVISION Lesson- 18 SOURCES OF WATER	CREATIVE EXPRESSION	A RAINY DAY Draw a ‘Rainy Day’ in your notebook and colour it. Write any 3 effects of rain on plants and animals.
<b>PERIODIC TEST – III (5- 10 DECEMBER)</b>						
16.	16 – 31 DECEMBER		9	Lesson – 18 SOURCES OF WATER (Continued)	LEARNING BY DOING	Pages – 115, 116 (Textbook) HANDS ON EXPERIMENT

				Lesson – 19 IMPORTANCE OF WATER		ACTIVITY- 1, 2, 3
17.	1- 15 JANUARY		5	Lesson - 20 CONSERVATION OF WATER	PROJECT METHOD	POSTER MAKING Make a poster on ‘Save Water’ in your notebook.
18.	16 – 31 JANUARY		10	Lesson- 21 REACHING PLACES	EXPERIENTIAL LEARNING	Page – 127 (Textbook) CONNECTING PLACES ‘The Metro Mode’.
19.	1- 15 FEBRUARY		10	REVISION Lesson- 14 Lesson - 18 Lesson -19 Lesson - 20 Lesson - 21	PRACTICE WORKSHEETS	
ANNUAL EXAMS						

### SUBJECT : COMPUTERS

S.N o.	Duration	Chapter/ Topic	No of Teaching Periods	Syllabus Covered	Pedagogy (learner- centred)	Art Integrated/ Other Activities
1.	April		4	Computer - Its Working	Concept Based Learning by Observation and Usage	Draw and label a diagram depicting the working of a computer.

2.	May		4	Computer - Its Working	Concept Based Learning by Observation and Usage	Encircle the 'features of a computer' given in the grid.
3.	July		6	Computer – Hardware and Software	Enquiry Based Interactive and participative methods	1.Rearrange the jumbled computer terms. 2. Encircle the I/P/O devices in the grid.
4.	August		8	Ubuntu Operating System	Project-based learning and exploring	Collect and paste pictures/information about different operating systems.
5.	September		4	Revision	Enquiry Based	An oral/written revision covering the term syllabus.
6.	October		6	Introduction to KTurtle	Technology Based Learning By Doing	Label the KTurtle screen interface.
7.	November		8	Commands in KTurtle	Technology Based Creative Learning	Unscramble the KTurtle terms.
8.	December		6	Commands in KTurtle	Technology Based Creative Learning	Practice the KTurtle commands to form simple shapes.
9.	January		8	Internet	Project-based learning and exploring	Collect and paste pictures/information about Internet and its usage.
10.	February		6	Revision	Enquiry Based	An oral/written revision covering the term syllabus.

**SUBJECT: GENERAL KNOWLEDGE****BOOK: MAGIC 3**

S. NO.	DURATION	CHAPTER /TOPIC	NO. OF TEACHING PERIODS	SYLLABUS COVERED	PEDAGOGY	ART INTEGRATED / OTHER ACTIVITIES
1.	APRIL	-	4	PAGE 4 – OUR FEATHERED FRIENDS PAGE 5- FASCINATING NATURE PAGE 6- SO MANY TREES PAGE 7-HOP, SPIN, BUZZ PAGE 8 – ONCE UPON A TIME	1.INTERACTION 2. CLASS DISCUSSION 3.USE OF MULTIMEDIA 4.VALUE BASED 5.OBSERVATION BASED	“GO GREEN”- ENVIRONME NT GAME [PG-27]
2	MAY	-	4	PAGE 9-WHAT’S IN A WORD? PAGE 10 – WHICH IS WHICH?  PAGE 12- PLAYING FIELD PAGE 13- GO FOR GOLD	1. CLASS DISCUSSION 2. BRAINSTORMING 3. PLAY WAY METHOD 4. ACTIVITY BASED	SAY WHAT-WORDSEARC H PUZZLE (PAGE NO.11)



3	<b>JULY</b>	-	4	<b>PAGE 14-WELL PLAYED!</b> <b>PAGE 15-HOLY SITES</b> <b>PAGE 16-LET'S CELEBRATE</b> <b>PAGE 18-HALL OF FAME</b> <b>PAGE 19-FAMOUS LANDMARKS</b>	<b>1.PLAY-WAY METHOD</b> <b>2. ASKING QUESTIONS</b> <b>3. STIMULATION</b> <b>4. ACTIVITY BASED</b> <b>5.VALUE BASED</b>	<b>BAPU, WE LOVE YOU!</b> <b>(PAGE NUMBER -17)</b> <b>A TRUTH GAME TO BE PLAYED IN THE CLASS TO ENCOURAGE AND APPRECIATE THE HONESTY OF CHILDREN.</b>
4	<b>AUGUST</b>	-	4	<b>PAGE 20-A WORLD TOUR</b> <b>PAGE 22-PEOPLE IN THE NEWS</b> <b>PAGE 23-SEVEN UP!</b> <b>PAGE 24-EVERY DROP COUNTS!</b> <b>PAGE 25- E FOR ENVIRONMENT</b>	<b>1. DRILL AND PRACTICE</b> <b>2. CLASS DISCUSSION</b> <b>3. QUIZ</b>	<b>BEST OUT OF WASTE (PAGE NO.26)</b>
5	<b>SEPTEMBER</b>		2	<b>REVISION FOR EXAMINATION</b>	<b>DISCUSSION AND QUIZ</b>	<b>REVISION WORKSHEETS</b>

**PERIODIC TEST-II / HALF YEARLY (12-23 SEP)**

<b>6</b>	<b>OCTOBER</b>	-	<b>4</b>	<p><b>PAGE 28 – THE FOOD FACTORY</b>  <b>PAGE 29- THE WONDER MACHINE</b>  <b>PAGE 30 – THE EIGHT WONDERS</b>  <b>PAGE 32- COUNTRY SPECIAL</b>  <b>PAGE 33- THE CARTOON WORLD</b></p>	<p><b>1.GROUP DISCUSSION</b>  <b>2.TECHNOLOGY BASED</b>  <b>3.FUN BASED</b></p>	<p><b>RIGHT CLICK! – WORD PUZZLE ON COMPUTERS (PAGE NO 31)</b></p>
<b>7</b>	<b>NOVEMBER</b>	-	<b>4</b>	<p><b>PAGE 35 – POTPOURRI</b>  <b>PAGE 36- TICKLE YOUR BRAIN</b>  <b>PAGE 37 – ALL TOGETHER</b>  <b>PAGE 39- FIND ME!</b>  <b>PAGE 40- SPOT THE DIFFERENCES</b></p>	<p><b>1.USE OF MULTIMEDIA</b>  <b>2. BRAINSTORMING</b>  <b>3. PROBLEM SOLVING</b></p>	<p><b>SHAPE IT UP! – BRAINTEASERS (PAGE NO 38)</b></p>
<b>8</b>	<b>DECEMBER</b>	-	<b>4</b>	<p><b>PAGE 41- CAN YOU READ ME?</b>  <b>PAGE 42- LET’S BE FRIENDS</b></p>	<p><b>1.ROLE PLAY</b>  <b>2.INTERACTION</b>  <b>3.ACTIVITY BASED</b>  <b>4.ART INTEGRATED</b></p>	<p><b>THE SOUND OF MUSIC- CUT AND PASTE</b></p>

				<b>PAGE 43- ON TIME! PAGE 44- BE SAFE!</b>	<b>5.VALUE BASED</b>	<b>ACTIVITY ON MUSICAL INSTRUMENTS (PAGE NO 34)</b>
<b>9</b>	<b>JANUARY</b>	-	<b>4</b>	<b>PAGE 45- KEEP FIT PAGE 47 – A HELPING HAND PAGE 48- P FOR PEACE PAGE 49- THE MAGIC PENCIL PAGE 50- KEEPING CLEAN</b>	<b>1. CLASS DISCUSSION 2. LEARNING BY DOING 3. VALUE BASED</b>	<b>WE CARE FOR YOU- HOW CAN YOU MAKE YOUR GRANDPARENTS HAPPY? DEPICT THE ABOVE WITH THE HELP OF DRAWING. (PAGE NO.46)</b>
<b>10</b>	<b>FEBRUARY</b>	-	<b>2</b>	<b>REVISION FOR ANNUAL EXAMINATION</b>	<b>DISCUSSION AND QUIZ</b>	<b>REVISION WORKSHEETS</b>
<b>ANNUAL EXAMINATION (20 FEB ONWARDS)</b>						

**SUBJECT: Value Education**  
**BOOK: Right is Right**

<b>S. NO.</b>	<b>DURATION</b>	<b>CHAPTER/ TOPIC</b>	<b>NO. OF TEACHIN G PERIODS</b>	<b>SYLLABUS COVERED</b>	<b>PEDAGOGY</b>	<b>ART INTEGRATED/ OTHER ACTIVITIES</b>
<b>1.</b>	<b>1-15 APRIL</b>	-	<b>2</b>	<b>The Eagle and The Fox</b>	<b>Discussion Multimedia Worksheet</b>	<b>Meaning of difficult words, True and False</b>
<b>2.</b>	<b>16-30 APRIL</b>		<b>2</b>	<b>Disobedient Lamb</b>	<b>Rhyme Creative Gaming</b>	<b>Blindfold Maze and Listening ears Craft</b>
<b>3.</b>	<b>1-15 MAY</b>		<b>2</b>	<b>Intelligent Jackal</b>	<b>Discussion Role Play Worksheet</b>	<b>Brainstorming a situation in which kids will depict what they will do to avoid destruction in a given situation</b>
<b>4.</b>	<b>16-28 MAY</b>		<b>2</b>	<b>Love is Life</b>	<b>Interaction Inquiry Multimedia</b>	<b>Children will make Gratitude journal and each day write things they are thankful for. Also they will share importance of being loved and how they felt in a certain situation where they were loved</b>

<b>5.</b>	<b>1-15 JULY</b>		<b>2</b>	<b>Fair Treatment</b>	<b>Use of Multimedia Expression Deductive and Discussion method</b>	<b>Make a card expressing your gratitude for fair treatment towards you. Worksheet In a certain situation discuss and think if it was fair or unfair</b>
<b>6.</b>	<b>16-31 JULY</b>		<b>2</b>	<b>Polite King</b>	<b>Expression Demonstrative Creative</b>	<b>List few things or incident where even if you were upset you decided to be polite and respectful towards the other person</b>
<b>7.</b>	<b>1-15 AUGUST</b>		<b>2</b>	<b>Keep your Promise</b>	<b>Questioning Story Telling Creative</b>	<b>Make a band and write a promise you want to make to your classmate on it. Tell a story where you kept a promise and how did you feel about it .</b>
<b>8.</b>	<b>16-31 AUGUST</b>			<b>REVISION FOR 1<sup>st</sup> TERM</b>	<b>MCQ</b>	
<b>9.</b>	<b>1-15 SEPTEMBER</b>			<b>1<sup>st</sup> TERM EXAM</b>		
<b>PERIODIC TEST-II / HALF YEARLY (12-23 SEP)</b>						
<b>10.</b>	<b>16-30 SEPTEMBER</b>	<b>-</b>	<b>2</b>	<b>Smile Away</b>	<b>Multimedia Creative Discussion</b>	<b>List 5 things that make you smile Smiley craft</b>
<b>11.</b>	<b>1-15 OCTOBER</b>	<b>-</b>	<b>2</b>	<b>The Cobra</b>	<b>Discussion Questioning</b>	<b>Express an incident where you did something with the right intention</b>

<b>12.</b>	<b>16-31 OCTOBER</b>	<b>-</b>	<b>2</b>	<b>Faithful Dog</b>	<b>Creative Discussion</b>	<b>Draw your favourite pet Pet Craft</b>
<b>13.</b>	<b>1-15 NOVEMBER</b>	<b>-</b>	<b>2</b>	<b>Guidelines for safety</b>	<b>Multimedia</b>	<b>Poster making on Safety Do you think rules are important ? Support your view with some examples</b>
<b>14.</b>	<b>16-30 NOVEMBER</b>	<b>-</b>	<b>2</b>	<b>Time is precious</b>	<b>Discussion Role play</b>	<b>Importance of time management, compare two situations one where you managed time and other where it wasn't and elaborate</b>
<b>15.</b>	<b>1-15 DECEMBER</b>	<b>-</b>	<b>2</b>	<b>Self esteem</b>	<b>Discussion Questioning</b>	<b>Kids will speak positive affirmations in front of the mirror. Write 10 good things about yourself</b>
<b>16.</b>	<b>16-31 DECEMBER</b>	<b>-</b>	<b>2</b>	<b>True Friend</b>	<b>Creative Multimedia</b>	<b>Make a card for your friend and write 5 good things about them.</b>
<b>17.</b>	<b>1-15 JANUARY</b>	<b>-</b>	<b>2</b>	<b>The Dreamer</b>	<b>Discussion</b>	<b>What do you dream about?</b>
<b>18.</b>	<b>16-31 JANUARY</b>	<b>-</b>		<b>REVISION</b>		
<b>19.</b>	<b>1-15 FEBRUARY</b>	<b>-</b>		<b>TEST</b>		

**ANNUAL EXAMINATION (20 FEB ONWARDS)**

## **SUBJECT : ART**

<b>S.NO</b>	<b>WEEK</b>	<b>CHAPTER/ TOPIC</b>	<b>TEACHING PERIODS</b>	<b>SYLLABUS COVERED</b>	<b>PEDAGOGY</b>	<b>ART INTEGRATED/OTHER ACTIVITY</b>
1	April		4	Introduction of oil pastels./ Page no.3 and 4 in Creations	Observation based Creativity based	1.Draw different shapes and try to do shades with two or three colours.with proper outline. 2.Observe different Drawings done with oil pastels and try to do like that
2	MAY		4	Market Scene Composition/Page number 5 and 7 in Creations	Explanation based Observation based	1.Draw different type of things you can see in market and colour them. 2.Draw mall of your choice and do coloring.
3	July		4	Typography or Name art/ Page no 10 and 11in Creations	Discussion based Creativity based	1.Kids will write their Name and friends name in different fonts and then they will decorate it. 2.Observe different types of fonts in TV adds and in magazines and try to write
4	August		4	Poster making on social issues/ Page no.13and 15 in Creations	Discussion based Creativity based	1.Make poster on any one social topic with big illustration and with slogan so that it attract everyone 2.Observe in news latest

						issues and try to make drawing
5	September		4	Zentangleart and pattern design/ Page no 16 and 17 in Creations	Explanation based Observation based	1.Use colorful sketchpens or pens to make nice patterns or zentangle inside the shapes. 2.Observe in news latest issues and try to make drawing
6	October		4	Ear bud painting in sunset/ Page no:19 and 22 in Creations	Project based Creativity based	1.Draw sunset drawing and with the help of ear buds fill colors in that 2. Take one thermocol bowl paste cut out of face and legs of turtle at the base and give texture on bowl with ear buds.
7	November		4	Warm and cool colours drawing / Page no:23 and 24 in Creations	Discussion based Creativity based	1.Draw big flower on sheet and use warm and cool colors in this to understand in which way we can use properly 2.Use colored paper of warm and cool colors to make crown
8	December		4	Christmas activity and drawing/ Page no:31 and 34in Creations	Observation based : creativity based	1.Draw Christmas scene color it nicely and decorate with cotton and colorful paper 2.Use paper plate to make



						Santa
9	January		4	Abstract art with different shapes / Page no:39 and 42 in Creations.	Discussion based Observation based	1.Draw different shapes overlap also and make it colorful according to numbers. 2.Cut colored paper and arrange nicely to make nice composition
10	February		4	Slogan writing with background/ Page no:35 and 37 in Creations	Discussion based Creativity based	1.Use dark color pencil to write slogan on any social issue and decorate background decorate art work. 2.Cut letters from any magazine and old book to write any message on A3 size

### SUBJECT: GAMES

WEEK	TEACHING PERIODS	SYLLABUS COVERED	PEDAGOGY	Physical INTEGRATED ACTIVITY	ACTIVITY
April	6	Free movement exercises Jogging on the spot, Jumping Warm-up Exercises Introduction about sports and games, exercises Investiture ceremony	Observation based Practical based	To warm-up the body 2 min Jogging, 2 min jumping (on the spot). Exercises..Arm ,Neck, shoulder, waist, legs. Turn...left, right, about turn	.Observe and practice every day physical exercises to keep your mind and body fit.

May	6	Free Hand exercises Attention and Stand at Ease. Marching Practice	Practical based Observation based	After 10 min warm-up, hands up & down. Practice to control breathing inhale and exhale.	Demo about Freehand exercises and breathing.. inhale and exhale exercises practice every day at least 10 mins.
July	8	Skipping Rope (Backward and cross) Skills of skipping, Skipping race	Demo based Practice based Observation based	Take skipping Rope and adjust according to their height. Wear shoes Practice every day 30 min at least Skipping rope.	400-500 skipping every day. maintain speed and accuracy. Do it on their toes only with the shoes
August	8	Shuttle- Run (50 yard), 100m hurdle race etc.	Observation based Practical based	Take Two cones and put on the floor. Distance should be according to your space. Stand on one side of the cone.	Run in between the cones and touch each cone one by one (30-30 seconds-four sets) to increase speed and strength.
September	6	Surya Namaskar (Yoga)	Explanation based Observation based Practice based	Take yoga mat and till 12 counts take a proper position and each posture should hold 5 seconds. Minimum 5 sets should be done every day.	Till the 12 position of Surya Namaskar learn how and when inhale and exhale the breath to make their body posture perfect.
October	4	Catch and Throw with Smiley 😊 Ball , or Coscoball,	Concentration based Practice based	Take one Smiley, Cosco ball and throw it towards the wall and catch it.	With the help of wall or any one of the family member do this activity. Increase accuracy and concentration power.

November	8	Fun Activity (Recreational activity)	Entertainment based Creativitybased	Do any physical cum fun activity like lame leg, Kho – kho , Badminton, fire in the mountain etc	Do this activity to make their body mentally, physically, and spiritually fit. Relaxing their body.
December	8	YOGA Basic Assanas	Observation based practical and Demonstration based	Take yoga Mat and practice Padma Asana Tada Asana Vajra Asana , Pashchimothan asana, Chakrasana, Hastpadasna with proper breathing	Demo all the Assanas by the teacher and practice carefully all assana to make their body flexible and fit every day.
January	8	Meditation and practice of Breathing exercises Internal Sports Day Marching Competition	Practice based Observation based	Practice breathing exercise....Alom-Vilom, kapalbhati. Try to practice only in the morning till 20. mints	To keep their lungs fit and healthy practice and learn inhale and exhale of breathing exercise.
February	6	Dribbling with the small basketball and small bat. Basic skills of dribbling and catching Fun games	Practice and concentration based	Use one small basketball for dribbling and one small bat and Smiley ball for with bat dribbling practice every day 20 mints with accuracy. With the speed	With the help of teacher by demo learn how to dribbling with the Basket ball and Smiley ball with the small bat. increase concentration and accuracy and mind development. exercise for brain.

## Scouts and Guides Syllabus

<b>DURATION</b>	<b>NO OF TEACHING PERIOD</b>	<b>SYLLABUS COVERED</b>	<b>PEDAGOGY</b>	<b>ACTIVITY</b>
APRIL	4	The story of Scouting/ Guiding . The Early Scout Programme . Scouting/ Guiding in India	Explanation method Demonstration method	LEARNING TO BE INDEPENDENT AND HELPING OTHERS
JULY	4	What is Scouting/ Guiding	Explanation method Demonstration method	LEARNING HOW SCOTING IS DONE
AUGUST	4	Four pillars of Scouting/ Guiding	Explanation method Discussion method	LEARN ABOUT THE PILLAR POF SCOUTING AND PRACTICE
SEPTEMBER	4	Promise	Observation method Discussion method	LEARN THE PROMISE
OCTOBER		. Law Prayer	Explanation method Demonstration method	PRACTICE THE LAW PRAYER
NOVEMBER	4	Motto	Explanation method	LEARN TO LIVE THE MOTTO
DECEMBER	4	Sign	Explanation method Demonstration method	LEARN TO MALE THE SIGN
JANUARY		Left Hand Shake	Explanation method Demonstration method	PRACTICE LEFT HAND SHAKE
FEBRUARY	4	Flag Song	Explanation method Demonstration method	LEARN THE FLAG SONG ANMD ITS IMPORTANCE

**हिन्दी पाठ्यक्रम  
कक्षा-3  
सत्र - 2022-2023**

क्रम संख्या	काल	पाठ/विषय	शिक्षण- अवधि	पाठ्यक्रम- पूर्ति	शिक्षार्थी केन्द्रित(शिक्षा शस्त्र)	कला एकीकृत गतिविधि
1	1 अप्रैल - 15 अप्रैल	-	9	एंड़ोकलीज़ और शेर	कहानी विधि	चित्र - वर्णन
2	16 अप्रैल - 30 अप्रैल	-	10	एक - किरण	गीत - विधि	इन्द्रधनुष का चित्र एवं रंगों के नाम
3	1 मई - 15 मई	-	9	कुछ नहीं	चुटकुला, पहेली विधि	पात्र अभिनय
4	16 मई - 28 मई	-	9	लिंग बदलो + पुनरावृत्ति	चित्र विधि	पुल्लिंग शब्दों पर गोला लगाएँ
<b>प्रथम सत्र परीक्षा</b>						
5	1 जुलाई - 15 जुलाई	-	5	मैं गंगा हूँ ( पठन हेतु )	अन्वेषन विधि	भारत के नक्शे पर गंगा नदी दर्शाना
6	16 जुलाई - 31 जुलाई	-	10	वचन बदलो	मुक्त अधिगम विधि	शरीर के अपने अंगों के नाम से वचन
				एकता ( कविता )	कविता विधि ,	चित्र कथा वर्णन
7	1 अगस्त- 15 अगस्त	-	8	ईमानदार नहें	सतत अनुकरण विधि	शास्त्रीजी के चित्र में रंग भरकर एनएआरए लिखना
8	16 अगस्त- 31 अगस्त	-	11	दादाजी के लिए	जीवन प्रेरक प्रसंग विधि	अंग्रेज़ी अक्षरों से चश्मा बनाना
				विलोम शब्द	खेल विधि	रोते व हँसते बच्चों के चित्र

						बनाना
9	1 - 15 सितंबर	-	7	रिहर्सल (पठन हेतु) पर्यायवाची + लिंग बदलो प्रथम इकाई से	अभिनय विधि  चित्र विधि	पात्र चित्रण  ऽचित्रों के पर्यायवाची शब्द लिखना,
<b>अर्द्धवार्षिक परीक्षा</b>						
10	16 सितंबर - 30	-	5	सबसे बढ़कर (कविता)	लयात्मक विधि	दिए चित्र में रंग भरो
11	1 अक्टूबर - 15	-	8	संज्ञा	चित्र विधि तथा खेल विधि	संज्ञा शब्दों का चयन करो
12	16 अक्टूबर - 31 अक्टूबर	-	8	पाठ : झीलों की नगरी- उदयपुर	पत्र विधि	प्रसिद्ध शहरों के दर्शनीय स्थानों की सूची
13	1 नवम्बर - 15 नवम्बर	-	10	मैंने मगरमच्छ पकड़ा	कहानी विधि एवं खेल विधि	जलचर एवं थलचर जानवरों के नाम चित्र सहित
14	16 नवम्बर- 30 नवम्बर	-	10	अनेक शब्दों के लिए एक शब्द एवं पाठ -मंगम्मा	चित्र विधि एवं ऐतिहासिक खोज विधि	शब्द सीढ़ी एवं रंगोली बनाओ
<b>द्वितीय सत्र परीक्षा</b>						
15	1 दिसंबर- 15 दिसंबर	-	7	साहसी भीम, मुहावरे	ऐतिहासिक विधि, चित्र विधि	महाभारत के किसी एक पात्र के जीवन की घटना को सुनाना, मुहावरों को चित्रों द्वारा दर्शाना
16	16 दिसंबर - 31 दिसंबर	-	10	महाराजा रणजीत सिंह	कहानी विधि	संवाद - अभिनय
17	1 जनवरी - 15 जनवरी	-	5	अपनी - अपनी समझ (कविता)	लयात्मक विधि	फसल उगाने के विभिन्न चरणों पर चर्चा करना
18	16 जनवरी - 31 जनवरी	-	11	पृथ्वी घूमती है ( पठन हेतु )	तकनीक विधि	पृथ्वी का चित्र बनाकर पाँच वाक्य लिखो
19	1 फरवरी - 15 फरवरी	-	10	क्रिया, अनेक शब्दों के लिए एक शब्द, संज्ञा(द्वितीय इकाई से)	चित्र विधि, खेल विधि	शब्द सीढ़ी, वर्ग पहेली

वार्षिक परीक्षा