

MONTFORT SCHOOL

CLASS–III

SYLLABUS 2025-26

SUBJECT: ENGLISH				BOOKS: LIVING ENGLISH THE GRAMMAR CONNECT PRACTICE AND MORE		
S.NO	DURATION	CHAPTER/ TOPIC	NO. OF TEACHING PERIODS	SYLLABUS COVERED	PEDAGOGY (LEARNER CENTRED)	ART INTEGRATED/ OTHER ACTIVITIES
SEMESTER 1						
1.	1 APRIL TO 15 APRIL		12	BOOK- LIVING ENGLISH LESSON 2- Heidi Meets Grandfather BOOK: THE GRAMMAR CONNECT LESSON 1- Nouns	DISCUSSION BASED CREATIVE EXPRESSION LOUD READING/ INDIVIDUAL READING	1.BOOK- LIVING ENGLISH HELPING HANDS <ul style="list-style-type: none"> Trace the outline of both your hands. Write down any four ways in which you lend a helping hand to the elders at home. (TO BE DONE IN ENGLISH NOTEBOOK) 2.BOOK: PRACTICE AND MORE FUN WITH NOUNS <ul style="list-style-type: none"> Page-7 Part A and B
2.	16 APRIL TO 30 APRIL		13	BOOK- LIVING ENGLISH LESSON 3- Come Back, Mr Sun! BOOK: THE GRAMMAR CONNECT LESSON 2- Nouns: Common and Proper	CREATIVE EXPRESSION DISCUSSION BASED VALUE BASED ACTIVITY BASED	1.BOOK- LIVING ENGLISH FUN WITH CARICATURE <ul style="list-style-type: none"> Make a cute face of the SUN and express your feelings- ‘If the Sun decided never to set.....’ List any two points to describe this situation- WHAT MIGHT HAPPEN? (TO BE DONE IN ENGLISH NOTEBOOK) 2.BOOK: THE GRAMMAR CONNECT

						TIME FOR A GAME <ul style="list-style-type: none"> Page- 14
3.	1 MAY- 15 MAY		13	BOOK: THE GRAMMAR CONNECT LESSON 3- NOUNS: Singular and Plural LESSON 4- NOUNS: Countable and Uncountable	DISCUSSION BASED PRACTICE WORKSHEET MULTIMEDIA	1.BOOK: PRACTICE AND MORE More Than One <ul style="list-style-type: none"> Page- 9 Part- A 2.BOOK: THE GRAMMAR CONNECT TALKING POINT <ul style="list-style-type: none"> Page- 18
4.	16 MAY- 24 MAY		7	BOOK- LIVING ENGLISH Comprehension Practice-1 BOOK: THE GRAMMAR CONNECT LESSON 5- Collective Nouns LESSON 6- Nouns: Gender	DISCUSSION BASED PRACTICE WORKSHEET MULTIMEDIA	1.BOOK: PRACTICE AND MORE FUN WITH WORDS <ul style="list-style-type: none"> Page- 8 Part- A 2.BOOK: THE GRAMMAR CONNECT TIME FOR A GAME <ul style="list-style-type: none"> Page-25
PERIODIC TEST 1 JULY 2025						
5			8			1.BOOK- LIVING ENGLISH

	1 JULY- 15 JULY			BOOK- LIVING ENGLISH LESSON 4- What Did Gita Eat?	DISCUSSION BASED VALUE BASED RESEARCH BASED	MENU CARD <ul style="list-style-type: none"> • Make a creative MENU CARD listing any five nutritious breakfast items/ beverages. • Support it with suitable pictures. (TO BE PASTED IN ENGLISH NOTEBOOK)
6.	16 JULY- 31 JULY		12	BOOK- LIVING ENGLISH LESSON 5- Alice in Wonderland BOOK: THE GRAMMAR CONNECT LESSON 8- Pronouns	CREATIVE EXPRESSION EXTENSIVE READING	1.BOOK- LIVING ENGLISH POSTER MAKING ‘STAY SAFE’ <ul style="list-style-type: none"> • Create a poster (NOTEBOOK SIZED COLOURED SHEET ONLY) • Highlight any five rules to- ‘STAY SAFE IN AND OUT OF YOUR HOMES’ (TO BE PASTED IN ENGLISH NOTEBOOK) 2.BOOK: PRACTICE AND MORE I, Me, Myself <ul style="list-style-type: none"> • PAGE-10 Part- A, B, C
7.	1 AUGUST-15 AUGUST		12	BOOK: THE GRAMMAR CONNECT LESSON 10- Adjectives LESSON 11- Comparison of Adjectives	PRACTICE WORKSHEET DISCUSSION METHOD MULTIMEDIA	1.BOOK- LIVING ENGLISH A. PICTURE COMPOSITION <ul style="list-style-type: none"> • Page-22 Part-E (TO BE DONE IN ENGLISH TEXT-BOOK) B. LESSON 1: Simran’s New School (READING LESSON)

SEMESTER 2						
10.	16 SEPTEMBER- 30 SEPTEMBER		5	BOOK: LIVING ENGLISH LESSON 6- Nehru's Little Friends	EXTENSIVE READING VALUE BASED	1.BOOK: LIVING ENGLISH SPREAD SEEDS OF KINDNESS Recall and describe any one incident from your life when you did some ACT OF KINDNESS. Support with suitable pictures. Include the following points: <ul style="list-style-type: none"> • When • Where • To whom • How • Feelings (TO BE DONE IN ENGLISH NOTEBOOK)
11.	1 OCTOBER- 15 OCTOBER		11	BOOK: LIVING ENGLISH LESSON 7- Save the Earth BOOK: THE GRAMMAR CONNECT LESSON 13- Verbs	MULTIMEDIA DISCUSSION METHOD SKIMMING AND SCANNING INFORMATION LEARNING BY DOING	1.BOOK: LIVING ENGLISH SAVE NATURE- <ul style="list-style-type: none"> • ENVIRONMENTAL AWARENESS PAGE Why should we not use plastic bags? Give two reasons. <ul style="list-style-type: none"> • FUN WITH ORIGAMI Make use of any old sheet of paper and make an attractive ENVIRONMENTAL FRIENDLY PAPER BAG with it. (TO BE DONE IN ENGLISH NOTEBOOK)
12.	16 OCTOBER- 31 OCTOBER		10	BOOK: THE GRAMMAR CONNECT LESSON 14- Is, Are, Am LESSON 15-	CREATIVE EXPRESSION DISCUSSION METHOD PRACTICE WORKSHEETS	1.BOOK: PRACTICE AND MORE MORE ACTIONS <ul style="list-style-type: none"> • Page-12 2.BOOK: THE GRAMMAR CONNECT TALKING POINT

				Was, Were LESSON 16- Has, Have, Had		PICTURE STUDY • Page- 56 Discussion on MAIN VERBS and HELPING VERBS.
13.	1 NOVEMBER- 15 NOVEMBER		11	BOOK: THE GRAMMAR CONNECT LESSON 17- Can, May BOOK: LIVING ENGLISH WRITING SKILLS Comprehension Practice-3	DISCUSSION METHOD MULTIMEDIA PRACTICE WORKSHEETS	1.BOOK: LIVING ENGLISH SEEDS OF HOPE • Refer to page- 79. • Sow seeds of your choice in a pot/ container. • Observe your little plant grow. • Click a selfie with your baby plant and paste it in your notebook. (TO BE DONE IN ENGLISH NOTEBOOK)
14.	16 NOVEMBER- 30 NOVEMBER		14	BOOK: THE GRAMMAR CONNECT LESSON 24- Sentences WRITING SKILLS Paragraph Writing	PRACTICE WORKSHEETS PEER INTERACTION	1.BOOK: THE GRAMMAR CONNECT WRITING SKILLS Creative Writing 'World's Best Dad/Mom' • Be creative with your composition. • Use pictures/ favourite things etc. (TO BE DONE IN ENGLISH NOTEBOOK)
UNIT 2						
DECEMBER 2025						
15.	1 DECEMBER- 15 DECEMBER		6	BOOK: THE GRAMMAR CONNECT	VOCAL EXPRESSION DRAWING INFERENCES	1.BOOK: THE GRAMMAR CONNECT TALKING POINT • Conversation with friends: Page- 103





				<p>LESSON 23- Prepositions</p> <p>LESSON 26- Conjunctions</p>	<p>CREATIVE EXPRESSION</p>	<ul style="list-style-type: none"> Paragraph completion with CONJUNCTIONS. <p>2.BOOK: PRACTICE AND MORE</p> <p>Up and Above</p> <ul style="list-style-type: none"> Page- 16
16.	16 DECEMBER- 31 DECEMBER		12	<p>BOOK: LIVING ENGLISH</p> <p>LESSON 8- Animals in Danger</p> <p>BOOK: THE GRAMMAR CONNECT</p> <p>LESSON 28- Punctuation</p>	<p>ASKING QUESTIONS</p> <p>CREATIVE EXPRESSION</p> <p>MULTIMEDIA</p>	<p>1.BOOK: LIVING ENGLISH</p> <p>PUPPET TIME</p> <ul style="list-style-type: none"> Refer to page-102. Think of a pet that you would like to have. Make a colourful stick puppet of your PET and give it a name. <p>(TO BE PASTED IN ENGLISH NOTEBOOK)</p>
17.	1 JANUARY- 15 JANUARY		6	<p>BOOK: LIVING ENGLISH</p> <p>LESSON 9- Dorothy and the Scarecrow</p>	<p>STORY TELLING METHOD</p> <p>DISCUSSION METHOD</p>	<p>1.BOOK: LIVING ENGLISH</p> <p>FUN TIME</p> <ul style="list-style-type: none"> Make a colourful PERSONAL ACTIVITY CARD. List out three things that you enjoy doing. List out three things you do not enjoy doing. <p>(TO BE PASTED IN ENGLISH NOTEBOOK)</p>
18.	16 JANUARY- 31 JANUARY		13	<p>BOOK: THE GRAMMAR CONNECT</p> <p>LESSON 18- Simple Present Tense LESSON 20- Simple Past Tense LESSON 21-</p>	<p>POETRY RENDITION</p> <p>PRACTICE WORKSHEETS</p> <p>CLASS DISCUSSION</p>	<p>1.BOOK: THE GRAMMAR CONNECT</p> <p>TIME FOR A GAME</p> <ul style="list-style-type: none"> Page- 81 <p>Word Grid Simple Past Tense</p> <p>2.BOOK- LIVING ENGLISH</p>

				Simple Future Tense		POETRY RENDITION Memorize any one poem using suitable props: 1.If I Could Be an Astronaut 2. My Dog's Name is Cat 3. The Moon
19.	1 FEBRUARY- 15 FEBRUARY		11	REVISION FOR ANNUALS BOOK: THE GRAMMAR CONNECT L-13. Verbs L-18. Simple Present Tense L-20. Simple Past Tense L-21. Simple Future Tense L-23. Prepositions L-24. Sentences L-26. Conjunctions L-28. Punctuation	PRACTICE WORKSHEETS	1.BOOK: THE GRAMMAR CONNECT TALKING POINT Page- 93 <ul style="list-style-type: none"> Refer to page- 93. Describe the picture using appropriate PREPOSITIONS. Draw the picture given on page 93. Enlist the PREPOSITIONS used to describe the picture. (TO BE DONE IN ENGLISH NOTEBOOK)
ANNUAL EXAMINATION						

SUBJECT: Maths
BOOK: Together with Mathematics Buzz

S. NO.	DURATION	CHAPTER/T OPIC	NO. OF TEACHING PERIODS	SYLLABUS COVERED	PEDAGOGY	ART INTEGRATED/ OTHER ACTIVITIES
1.	1-15 APRIL	-	12	LESSON-1 NUMBERS AND NUMERATION RAPID FIRE – LARGE NUMBERS	OBSERVATION BASED CONCEPT BASED COMPETENCY BASED	ACTIVITY – PAGE NO. 16 CREATING ANY SIX 4 DIGIT NUMBERS USING FLASH CARDS IN THE NOTEBOOK
2.	16-30 APRIL	-	13	LESSON-1 NUMBERS AND NUMERATION LESSON-2 ADDITION RAPID FIRE- LARGE NUMBERS, ADDITION	CONCEPT BASED APPLICATION BASED COMPETENCY BASED	MENTAL MATHS – PAGE NO. 26 REACH THE TREASURE BY COLOURING THE BOXES WITH THE CORRECT ANSWERS
3.	1-15 MAY	-	13	LESSON-2 ADDITION LESSON -3 SUBTRACTION RAPID FIRE- ADDITION , SUBTRACTION	CONCEPT BASED APPLICATION BASED COMPETENCY BASED	PUZZLE – PAGE NO. 33
4.	16-24 MAY	-	7	LESSON-3 SUBTRACTION RAPID FIRE -SUBTRACTION REVISION	CONCEPT BASED APPLICATION BASED COMPETENCY BASED	WHO AM I? – PAGE 41 READ THE CLUES GIVEN AND ANSWER THE QUESTION? PASTE THE PICTURE OF THE SCIENTIST

5.	1-15 JULY	-	8	REVISION FOR UNIT TEST 1 NUMBERS AND NUMERATION ADDITION SUBTRACTION	APPLICATION BASED CONCEPT BASED COLLABORATIVE METHOD	DODGING TABLES(1 TO 15)
UNIT TEST 1 (JULY)						
6.	16-31 JULY	-	12	LESSON-4 MULTIPLICATION RAPID FIRE- MULTIPLICATION	COMPETENCY BASED ACTIVITY BASED	MENTAL MATHS – PAGE NO. 61 WRITE THE DIFFERENT WAYS OF GETTING THE CIRCLED NUMBER IN THE MULTIPLICATION TREE. DO IT IN THE NOTEBOOK.
7.	1-15 AUGUST	-	12	LESSON 4- MULTIPLICATION LESSON-5 DIVISION RAPID FIRE - DIVISION	OBSERVATION BASED APPLICATION BASED ACTIVITY BASED	QUIZ – PAGE NO. 72
8.	16-31 AUGUST	-	11	LESSON-5 DIVISION RAPID FIRE - DIVISION	CONCEPT BASED EXPERIENTIAL LEARNING	MENTAL MATHS – PAGE NO. 75(Q1)
9.	1-15 SEPTEMBER	-	10	LESSON-7 GEOMETRY (ACTIVITY) RAPID FIRE – GEOMETRY PATTERNS AND SYMMETRY REVISION- ✚ NUMBERS AND NUMERATION ✚ ADDITION ✚ SUBTRACTION	PROJECT BASED	PAGE NO. – 102 REFLECT THE SHAPE. USE DOT PAPER FROM YOUR MATHS KIT

				 MULTIPLICATION  DIVISION		
HALF YEARLY (SEP)						
10.	16-30 SEPTEMBER	-	5	LESSON-6 FRACTIONS	INTERACTIVE ENQUIRY BASED	WORKSHEET ON FRACTIONS
11.	1-15 OCTOBER	-	11	LESSON-6 FRACTIONS RAPID FIRE - FRACTIONS	OBSERVATION BASED ACTIVITY BASED COMPETENCY BASED	MENTAL MATHS – PAGE 91 OBSERVE THE PICTURE AND ANSWER THE QUESTIONS
12.	16-31 OCTOBER	-	10	LESSON-8 MONEY	EXPERIENTIAL LEARNING EXPLORATION BASED	MENTAL MATHS – PAGE NO. 123 (DO IN THE NOTEBOOK)
13.	1-15 NOVEMBER	-	11	LESSON-6 MONEY RAPID FIRE -MONEY	APPLICATION BASED CONCEPT BASED	WORKSHEET
14.	16-30 NOVEMBER	-	14	LESSON-13 DATA HANDLING (ACTIVITY) RAPID FIRE – DATA HANDLING REVISION FOR UNIT TEST 2-  FRACTIONS  MONEY	ACTIVITY METHOD DRILL AND PRACTICE METHOD	STUDY THE PICTOGRAPH AND ANSWER THE QUESTIONS
15.	1-15 DECEMBER	-	6	REVISION LESSON 9-MEASURES OF TIME	OBSERVATION METHOD APPLICATION BASED ACTIVITY BASED	MENTAL MATHS – PAGE NO.137
UNIT TEST 2 (DEC)						

SUBJECT: EVS
BOOK: THE WORLD OF ENVIRONMENTAL STUDIES

S.NO	DURATION	TOPIC	NO. OF PERIODS	SYLLABUS	PEDAGOGY	ART INTEGRATED/OTHER ACTIVITIES
SEMESTER 1						
1.	1-15 APRIL	-	9	Lesson -1 MY FAMILY (Activity Based) Lesson- 4 PLANTS	ILLUSTRATIVE METHOD	1. Create a colourful 'FAMILY TREE' in your notebook.
2.	16-30 APRIL	-	10	Lesson- 4 PLANTS (continued) Lesson- 3 SPECIAL PEOPLE (Activity Based)	EXPLORATION BASED VALUE BASED	1. Page -29 (Textbook) CROSSWORD PUZZLE 2. Paste pictures of any 2 special people and write two sentences about each one. Do it neatly in your notebook.
3.	1-15 MAY	-	9	Lesson- 5 LEAVES	RESEARCH BASED	1. Page – 35 (Textbook) THINK AND TELL (Part 3)
4.	16-25 MAY	-	8	Lesson- 2 FAMILY SIMILARITIES (Activity Based) Lesson23 OUR CRAFTS (Activity Based- H.H.W) Lesson -15 OUR HOUSES (Activity Based-H.H.W)	RESEARCH BASED PROJECT BASED	1. Page -18 (Textbook) FAMILY VALUES (Part -3) 2. Page- 95 CROSSWORD

5.	1- 15 JULY	-	5	REVISION Lesson – 9 WORK AND LEISURE (Activity Based)	RESEARCH BASED	Page- 57 (Textbook) SURVEY SHEET
PERIODIC TEST-I (JULY)						
6.	16 - 31 JULY		14	Lesson-6 ANIMALS	CREATIVE EXPRESSION	‘FOOD CHAIN’ Creatively think and draw a ‘food chain’ in the form of a flow chart. Also paste pictures. Do it in your notebook.
7.	1- 15 AUGUST		7	Lesson – 7 INSECTS	RESEARCH BASED	Page- 48 (Textbook) CROSSWORD PUZZLE Part - 3
8.	16- 31 AUGUST		9	Lesson – 8 BIRDS	EXPERIENTIAL LEARNING	BIRD FEEDING POT Create your own ‘Bird Feeding Pot’ and use it to feed grains to birds.
9.	1-15 SEPTEMBER		4	Lesson-10 PLAY TIME (Activity Based) REVISION	EXPLORATION BASED	Page- 66 (Textbook) Complete the Table ‘Famous Sports Persons’.
HALF YEARLY EXAMS (SEPTEMBER)						
SEMESTER 2						
10.	16 -30 SEPTEMBER		5	Lesson- 11 SOURCES OF FOOD	RESEARCH BASED	Page – 72 (Textbook) ACTIVITY-Know Your Plants
11.	1- 15 OCTOBER		7	Lesson – 11 SOURCES OF FOOD (Continued) Lesson – 12	EXPERIENTIAL LEARNING	SALAD MAKING ACTIVITY

				COOKING (Activity Based)		
12.	16- 31 OCTOBER		9	Lesson- 14 FOOD FOR ANIMALS Lesson – 13 EATING IN THE FAMILY (Activity Based)	EXPLORATION BASED	Page- 87 (Textbook) FIND OUT Page- 85 (Textbook) THINK AND TELL- III
13.	1- 15 NOVEMBER		10	Lesson -16 ANIMALS AROUND US Lesson – 17 LEFT-RIGHT OF MY NEIGHBOURHOOD (Activity Based)	LEARNING BY DOING EXPERIENTIAL LEARNING	1. Page- 98 SURVEY SHEET 2. Page- 105 ACTIVITY-1 Know Your Directions
14.	16 -30 NOVEMBER		10	Lesson – 22 THE JOURNEY OF A LETTER	EXPERIENTIAL LEARNING	FLOW CHART Make a ‘flow chart’ showing the journey of a letter.
15.	1- 15 DECEMBER		6	REVISION Lesson- 18 SOURCES OF WATER	CREATIVE EXPRESSION	A RAINY DAY Draw a ‘Rainy Day’ in your notebook and colour it. Write any 3 effects of rain on plants and animals.
PERIODIC TEST – III (DECEMBER)						
16.	16 - 30 DECEMBER		9	Lesson – 18 SOURCES OF WATER (Continued) Lesson – 19 IMPORTANCE OF WATER	LEARNING BY DOING	Pages – 115, 116 (Textbook) HANDS ON EXPERIMENT ACTIVITY- 1, 2, 3
17.	1- 15 JANUARY		5	Lesson - 20 CONSERVATION OF WATER	PROJECT METHOD	POSTER MAKING Make a poster on ‘Save Water’ in your notebook.
18.	16 – 31 JANUARY		10	Lesson- 21 REACHING PLACES	EXPERIENTIAL LEARNING	Page – 127 (Textbook) CONNECTING PLACES ‘The Metro Mode’.

19.	1- 15 FEBRUARY		10	REVISION Lesson- 14 Lesson - 18 Lesson -19 Lesson - 20 Lesson - 21	PRACTICE WORKSHEETS	
ANNUAL EXAMS						

हिन्दी पाठ्यक्रम

कक्षा 3

2025-2026

क्रमांक	काल	विषय	शिक्षण अवधि	पाठ्यक्रम पूर्ति	शिक्षार्थी केंद्रित शिक्षा शस्त्र	कला एकीकृत गतिविधि
1	1 अप्रैल - 15 अप्रैल		9	सफ़ाई की सीख	कहानी विधि	चित्र वर्णन
	16 अप्रैल - 30 अप्रैल		10	साल शुरू हो, चिट्ठी (कविता)	गीत विधि	पत्र व कार्ड बनाकर रंग भरना ।
2	1 मई - 15 मई		9	अनोखी चिट्ठी	पत्र विधि	कागज़ का लिफाफा बनाना ।
	16 मई - 27 मई		9	लिंग बदलो, वचन बदलो	चित्र विधि	लिंग व वचन वाले शब्दों पर गोला लगाएं ।
3	1 जुलाई - 15 जुलाई		7	चटोरी सेठानी	चुटकुला विधि	फलों की चाट बनवाना ।
	16 जुलाई - 31 जुलाई		10	नानी की सीख (कविता), विलोम शब्द, पर्यायवाची शब्द	जीवन प्रेरक प्रसंग विधि	स्लोगन बनवाना ।
4	1 अगस्त - 15 अगस्त		8	सच्चा मित्र	सतत अनुकरण विधि	मित्र के पाँच गुण लिखें
	16 अगस्त - 31 अगस्त		11	कबीर सुधार गया (पठन हेतु)	अभिनय विधि	पात्र चित्रण
5	1 सितंबर - 15 सितंबर		7	पुनरावृत्ति (अर्धवार्षिक परीक्षा)		
	16 सितंबर -30 सितंबर		5	ऐसी दुनिया हमें चाहिए (कविता), संज्ञा	लयात्मक खेल विधि	चित्रों में रंग भरो
6	1 अक्टूबर -15 अक्टूबर		8	साइकिल की कहानी		साइकिल का चित्र बनाएँ
	16 अक्टूबर -31 अक्टूबर		8	गोपाल की सच्चाई	कहानी विधि चित्र विधि	संवाद अभिनय

7	1 नवंबर- 15 नवंबर		10	अनेक के लिए एक शब्द+ अनोखी पाठशाला (पठन हेतु)		शब्द सीढ़ी बनाओ
	16 नवंबर -30 नवंबर		10	पुनरावृत्ति (द्वितीय सत्र परीक्षा)		
8	1 दिसम्बर - 15 दिसम्बर		7	क्रिया + मुहावरे	चित्र विधि, खेल विधि	क्रिया करके दिखाना
	16 दिसम्बर -30 दिसम्बर		10	पेड़ लगाओ	सतत अनुकरण विधि	मुहावरों को चित्रों द्वारा दर्शाना ।
9	1 जनवरी - 15 जनवरी		5	कविता: चाँद की ज़िद	लयात्मक विधि	वृक्ष उगाने के विभिन्न चरणों पर चर्चा करना ।
	16 जनवरी -31 जनवरी		11	जयपुर की सैर	ऐतिहासिक विधि	चाँद के विभिन्न आकारों को चित्र द्वारा जानना ।
10	1 फ़रवरी - 15 फ़रवरी		10	अनेक के लिए एक शब्द संज्ञा (द्वितीय इकाई से) पुनरावृत्ति	चित्र विधि, खेल विधि	प्रसिद्ध शहरों के दर्शनीय स्थानों की सूची
				वार्षिक परीक्षा		

SUBJECT : COMPUTERS

S.No.	Duration	Chapter/ Topic	No of Teaching Periods	Syllabus Covered	Pedagogy (learner- centred)	Art Integrated/ Other Activities
1.	April		4	Computer - Its Working	Concept Based Learning by Observation and Usage	Draw and label a diagram depicting the working of a computer.
2.	May		4	Computer - Its Working	Concept Based Learning by Observation and Usage	Encircle the 'features of a computer' given in the grid.
3.	July		6	Computer – Hardware and Software	Enquiry Based Interactive and participative methods	1.Rearrange the jumbled computer terms. 2. Encircle the I/P/O devices in the grid.
4.	August		8	Ubuntu Operating System	Project-based learning and exploring	Collect and paste pictures/information about different operating systems.
5.	September		4	Revision	Enquiry Based	An oral/written revision covering the term syllabus.
6.	October		6	Introduction to KTurtle	Technology Based Learning By Doing	Label the KTurtle screen interface.
7.	November		8	Commands in KTurtle	Technology Based Creative Learning	Unscramble the KTurtle terms.
8.	December		6	Commands in KTurtle	Technology Based Creative Learning	Practice the KTurtle commands to form simple shapes.
9.	January		8	Internet	Project-based learning and exploring	Collect and paste pictures/information about Internet and its usage.
10.	February		6	Revision	Enquiry Based	An oral/written revision covering the term syllabus.

SUBJECT: GENERAL KNOWLEDGE**BOOK: MAGIC 3**

S. NO.	DURATION	CHAPTER/T OPIC	NO. OF TEACHING PERIODS	SYLLABUS COVERED	PEDAGOGY	ART INTEGRATED/ OTHER ACTIVITIES
1.	APRIL	-	4	PAGE 4 – OUR FEATHERED FRIENDS PAGE 5- FASCINATING NATURE PAGE 6- SO MANY TREES PAGE 7-HOP, SPIN, BUZZ PAGE 8 – ONCE UPON A TIME	1.INTERACTION 2. CLASS DISCUSSION 3.USE OF MULTIMEDIA 4.VALUE BASED 5.OBSERVATION BASED	“GO GREEN”- ENVIRONMENT GAME [PG-27]
2	MAY	-	4	PAGE 9-WHAT’S IN A WORD? PAGE 10 – WHICH IS WHICH? PAGE 12- PLAYING FIELD PAGE 13- GO FOR GOLD	1. CLASS DISCUSSION 2. BRAINSTORMING 3. PLAY WAY METHOD 4. ACTIVITY BASED	SAY WHAT-WORDSEARCH PUZZLE (PAGE NO.11)

3	JULY	-	4	PAGE 14-WELL PLAYED! PAGE 15-HOLY SITES PAGE 16-LET'S CELEBRATE PAGE 18-HALL OF FAME PAGE 19-FAMOUS LANDMARKS	1.PLAY-WAY METHOD 2. ASKING QUESTIONS 3. STIMULATION 4. ACTIVITY BASED 5.VALUE BASED	BAPU, WE LOVE YOU! (PAGE NUMBER -17) A TRUTH GAME TO BE PLAYED IN THE CLASS TO ENCOURAGE AND APPRECIATE THE HONESTY OF CHILDREN.
4	AUGUST	-	4	PAGE 20-A WORLD TOUR PAGE 22-PEOPLE IN THE NEWS PAGE 23-SEVEN UP! PAGE 24-EVERY DROP COUNTS! PAGE 25- E FOR ENVIRONMENT	1. DRILL AND PRACTICE 2. CLASS DISCUSSION 3. QUIZ	BEST OUT OF WASTE (PAGE NO.26)
5	SEPTEMBER		2	REVISION FOR EXAMINATION	DISCUSSION AND QUIZ	REVISION WORKSHEETS
PERIODIC TEST-II / HALF YEARLY (12-23 SEP)						
6	OCTOBER	-	4	PAGE 28 – THE FOOD FACTORY PAGE 29- THE WONDER MACHINE PAGE 30 – THE EIGHT WONDERS PAGE 32- COUNTRY SPECIAL PAGE 33- THE CARTOON WORLD	1.GROUP DISCUSSION 2.TECHNOLOGY BASED 3.FUN BASED	RIGHT CLICK! – WORD PUZZLE ON COMPUTERS (PAGE NO 31)

SUBJECT: Value Education**BOOK: Right is Right**

S. NO.	DURATION	CHAPTER/T OPIC	NO. OF TEACHING PERIODS	SYLLABUS COVERED	PEDAGOGY	ART INTEGRATED/ OTHER ACTIVITIES
1.	1-15 APRIL	-	2	The Eagle and The Fox	Discussion Multimedia Worksheet	Meaning of difficult words, True and False
2.	16-30 APRIL	The Montfortian Education	2	The Montfortian Education	Creative Expression, Discussion Method	
3.	1-15 MAY	The Montfortian Education	2	The Montfortian Education	Creative Expression, Discussion Method	
4.	16-28 MAY		2	Disobedient Lamb	Rhyme Creative Gaming	Blindfold Maze and Listening ears Craft
5.	1-15 JULY		2	Intelligent Jackal	Discussion Role Play Worksheet	Brainstorming a situation in which kids will depict what they will do to avoid destruction in a given situation
6.	16-31 JULY		2	Love is Life	Interaction Inquiry Multimedia	Children will make Gratitude journal and each day write things they are thankful for. Also they will share importance of being loved and how they felt in a certain situation where they were loved
7.	16-31 JULY		2	Fair Treatment	Use of Multimedia Expression Deductive and Discussion method	Make a card expressing your gratitude for fair treatment towards you. Worksheet In a certain situation discuss and think if it was fair or unfair

8.	1-15 AUGUST		2	Polite King	Expression Demonstrative Creative	List few things or incident where even if you were upset you decided to be polite and respectful towards the other person
9.	16-31 AUGUST		2	Keep your Promise	Questioning Story Telling Creative	Make a band and write a promise you want to make to your classmate on it. Tell a story where you kept a promise and how did you feel about it .
10.	1-15 SEPTEMBER			REVISION FOR 1st TERM		
11.				1st TERM EXAM		
PERIODIC TEST-II / HALF YEARLY (12-23 SEP)						
12.	16-30 SEPTEMBER	-	2	Smile Away	Multimedia Creative Discussion	List 5 things that make you smile Smiley craft
13.	1-15 OCTOBER	-	2	The Cobra	Discussion Questioning	Express an incident where you did something with the right intention
14.	16-31 OCTOBER	-	2	Faithful Dog	Creative Discussion	Draw your favourite pet Pet Craft
15.	1-15 NOVEMBER	-	2	Guidelines for safety	Multimedia	Poster making on Safety Do you think rules are important ? Support your view with some examples
16.	16-30 NOVEMBER	-	2	Time is precious	Discussion Role play	Importance of time management, compare two situations one where you managed time and other where it wasn't and elaborate
17.	1-15 DECEMBER	-	2	Self esteem	Discussion Questioning	Kids will speak positive affirmations in front of the mirror. Write 10 good things about yourself
18.	16-31 DECEMBER	-	2	True Friend	Creative Multimedia	Make a card for your friend and write 5 good things about them.

19.	1-15 JANUARY	-	2	The Dreamer	Discussion	What do you dream about?
20.	16-31 JANUARY	-		REVISION		
21.	1-15 FEBRUARY	-		TEST		
ANNUAL EXAMINATION (20 FEB ONWARDS)						

SUBJECT : ART

S.NO	WEEK	CHAPTER/TO PIC	TEACHING PERIODS	SYLLABUS COVERED	PEDAGOGY	ART INTEGRATED/OTHER ACTIVITY
1	April		4	Introduction of oil pastels./ Page no.3 and 4 in Creations	Observation based Creativity based	1.Draw different shapes and try to do shades with two or three colours.with proper outline. 2.Observe different Drawings done with oil pastels and try to do like that
2	MAY		4	Market Scene Composition/Page number 5 and 7 in Creations	Explanation based Observation based	1.Draw different type of things you can see in market and colour them. 2.Draw mall of your choice and do coloring.
3	July		4	Typography or Name art/ Page no 10 and 11in Creations	Discussion based Creativity based	1.Kids will write their Name and friends name in different fonts and then they will decorate it. 2.Observe different types of fonts in TV adds and in magazines and try to write
4	August		4	Poster making on social issues/ Page no.13and 15 in Creations	Discussion based Creativity based	1.Make poster on any one social topic with big illustration and with slogan so that it attract everyone 2.Observe in news latest issues and try to make drawing
5	September		4	Zentangleart and pattern design/	Explanation based Observation based	1.Use colorful sketchpens or pens to make nice patterns or zentangle

				Page no 16 and 17 in Creations		inside the shapes. 2.Observe in news latest issues and try to make drawing
6	October		4	Ear bud painting in sunset/ Page no:19 and 22 in Creations	Project based Creativity based	1.Draw sunset drawing and with the help of ear buds fill colors in that 2. Take one thermocol bowl paste cut out of face and legs of turtle at the base and give texture on bowl with ear buds.
7	November		4	Warm and cool colours drawing / Page no:23 and 24 in Creations	Discussion based Creativity based	1.Draw big flower on sheet and use warm and cool colors in this to understand in which way we can use properly 2.Use colored paper of warm and cool colors to make crown
8	December		4	Christmas activity and drawing/ Page no:31 and 34in Creations	Observation based : creativity based	1.Draw Christmas scene color it nicely and decorate with cotton and colorful paper 2.Use paper plate to make Santa
9	January		4	Abstract art with different shapes / Page no:39 and 42 in Creations.	Discussion based Observation based	1.Draw different shapes overlap also and make it colorful according to numbers. 2.Cut colored paper and arrange nicely to make nice composition
10	February		4	Slogan writing with background/ Page no:35 and 37 in Creations	Discussion based Creativity based	1.Use dark color pencil to write slogan on any social issue and decorate background decorate art work. 2.Cut letters from any magazine and old book to write any message on A3 size

SUBJECT: GAMES

WEEK	TEACHING PERIODS	SYLLABUS COVERED	PEDAGOGY	ACTIVITY
April/May	13	Free movement exercises Jogging on the spot, Jumping Warm-up Exercises Stretching exercises Shuttle Run-mark the distance Starting position Sprinting techniques Turning Techniques	Observation based Practical based. Demonstration based	To warm-up the body 2 min Jogging, 2 min jumping (on the spot). Exercises. Arm ,Neck, shoulder, waist, legs. Turn...left, right, about turn Observe and practice every day physical exercises to keep their mind and body fit
July	9	60 mtr Race Start position Arm movements Foot placements Posture	Practical based Observation based Demonstration based	Learning the Fundamental skills of Athletics
August	8	Shuttle-Run(50yard)	Demo based Practice based Observation based	Take Two cones and put on the floor. Distance should be according to your space. Stand on one side of the cone. Learning the competitive spirit and sportsmanship. Increase Speed and endurance.

September	8	<u>BMI</u> Height Weight Benefits of BMI Soccer basics(kicking)	Explanation method Demonstration method	Calculation of BMI <u>Body weight</u> Height x Height Observe and practice every day physical Exercises to keep your mind and body fit.
October	8	Yoga (Basic Poses) Mountain pose Tree pose Adho-mukhasana Cat-cow pose Balasana Cobra pose Butterfly pose Bridge pose Meditation	Demonstration method Explanation based Observation base Practice based	Take yoga Mat and practice Mountain pose,Balasna, Cobra pose , Butterfly pose , Chakrasana, Hastpadasna with proper breathing. The students will learn basic yoga exercises and skills for their fitness and flexibility.
November	6	Surya Namaskar (Yoga)	Demonstration method Explanation based Observation base Practice based	Take yoga mat and till 12 counts take a proper position and each posture should hold 5 seconds. Minimum 5 sets should be done every day. In 12 position of Surya Namasakar students will learn how and when inhale and exhale the breath to make their body posture perfect and healthy.
December	8	Aerobics Activity (Intersection)	Entertainment based Creativity based, Observation, competitive based	Students will be selected for the Aerobics activity from each section from clss3 to perform in the finals. Do this activity to make their body mentally, physically fit and relaxing their body.

January	8	Badminton Grip Stance Foot work Long service/ under Arm Shadow Practice	Eplanation and Demonstration method	Learning the Basic fundamental skills of game And knowledge of game.
Februry/ March	8	Intersection Activity Races 60mtr Race Obstacle Race	Explanation and Practice based method	Learning the competitive skills of Athletics and sportsmanship.

Scouts and Guides Syllabus

DURATION	NO OF TEACHING PERIOD	SYLLABUS COVERED	PEDAGOGY	ACTIVITY
APRIL	4	The story of Scouting/ Guiding . The Early Scout Programme . Scouting/ Guiding in India	Explanation method Demonstration method	LEARNING TO BE INDEPENDENT AND HELPING OTHERS
JULY	4	What is Scouting/ Guiding	Explanation method Demonstration method	LEARNING HOW SCOTING IS DONE
AUGUST	4	Four pillars of Scouting/ Guiding	Explanation method Discussion method	LEARN ABOUT THE PILLAR POF SCOUTING AND PRACTICE
SEPTEMBER	4	Promise	Observation method Discussion method	LEARN THE PROMISE
OCTOBER		. Law Prayer	Explanation method Demonstration method	PRACTICE THE LAW PRAYER
NOVEMBER	4	Motto	Explanation method	LEARN TO LIVE THE MOTTO
DECEMBER	4	Sign	Explanation method Demonstration method	LEARN TO MALE THE SIGN
JANUARY		Left Hand Shake	Explanation method Demonstration method	PRACTICE LEFT HAND SHAKE
FEBRUARY	4	Flag Song	Explanation method Demonstration method	LEARN THE FLAG SONG ANMD ITS IMPORTANCE