

Pre Primary Wing

NEWSLETTER : May 2021

Montfort School, Delhi

HOLIDAY HOMEWORK SPECIAL



Birthdays of the month

A birthday is like a new year and our wish for you, is a great year full of happiness & sunshine!




Hazel Kavya Alina Toppo PS- A



Jiyaan Jayak PS-A



Ameya Elezabeth Renju PS- B



Yuvaan Kalra PS- B




Ananya Gupta PS- C



Abhiveer PS - C



Eva J James PS- D



Enaya Bhardwaj PS- D

Birthdays of the month



Bhumika Gaur

PP- A



Divika

PP- B



Divit Jain

PP- B



Samarth Gupta

PP- B



Anaya Aggarwal

PP- B



Aryan Gupta

PP- C



Inaya Arora

PP- D



Dhairya

PP- D

Birthdays of the month



Sridanya

PS- D

RAINBOW SANDWICH

EXPERIENTIAL ACTIVITY (LKG)

Teaching kids how to make sandwiches.

Cooking can help young kids learn and practice some basic math concepts and build language skills. The experience of creating meals can help in building their self-confidence and lay the foundation for healthy eating habits. So during the vacation kids were asked to discover their inner chef with lots of spreads that made the sandwich tasty and filling. It also helped them to learn about colours and improve their fine motor skills.



PAPER CRUMPLING (UKG)

CRAFT ACTIVITY

Children interact with their environment by observing and touching the objects around them. Crumpling paper is not just an interesting activity but it also helps the little ones in building their fine motor muscles. This summer craft was given to UKG children where they used waste paper, crushed to make small balls and then paste them horizontally and vertically to make a beautiful photo frame. The activity involves eye-hand co-ordination. Overall it was a fun-filled learning experience for our little munchkins.



FINGER PRINTING ACTIVITY (LKG)


- Another fun activity to reinforce the concept of values was done through finger printing. The activity helped in learning about colours as well. It enhances sensory integration, improves fine motor development by strengthening finger and hand muscles. Kids counted and made imprints in front of numbers and enjoyed this fun way of learning values.



EXPERIENTIAL LEARNING- A CLEAN HOME IS A HAPPY HOME (UKG)



“Clean home is a sign of prosperity”

This special experiential learning activity was given to the children of Pre-Primary. They were asked to tidy their room by keeping their toys, shoes and other belongings at appropriate place. They enjoyed and actively participated in making their room look tidy and clean. This helped children to be organized and saved their time in subsequently locating their belongings easily which ultimately improved their self-confidence.



CUT OUT PASTING (LKG)


- Children were asked to paste colorful triangles in the given picture of letter Tt. They were given triangles of different sizes. Their moms helped them to apply glue. They pasted these triangles fitting them in the letter with great patience. They shared their creation through photographs. The children learnt about the shape triangle and their colors. It helped to improve their focus and concentration.



FIRST AID BOX MAKING (UKG)

CRAFT ACTIVITY

**“CARE FOR ONE THAT IS LOVE , CARE FOR HUNDREDS
AND THAT IS WHAT NURSING IS “**




On 12th May to celebrate International Nurse Day , UKG Kids were given an interesting activity to make a beautiful First –Aid Box and will put all the necessary items in it like – Bandages , Antiseptic lotion , ORS , Thermometer, cotton ball etc . They were asked to share the photos for the same. Kids enjoyed doing this activity and they have learned how and when to use the kit in case of emergency.



Earbud printing (LKG)

Our little ones enjoyed another activity using earbuds. The children were given a sheet to make standing strokes on dotted lines. They were asked to dip earbud in paint and draw the standing strokes by dragging the earbud on the given dotted lines. They used different colours for different lines. Children showed lot of enthusiasm and excitement performing this simple activity. It helped them to improve their focus and eye and hand coordination.



PAPER FOLDING ACTIVITY – DOG (UKG)



Children of U.KG were asked to make a paper folding Dog. They made it with the help of coloured paper. Children were given instructions on 'How to make a Dog'. They made their dogs and Parents helped in pasting it on a sheet. The activity helped them to improve eye and hand muscle coordination and concentration. Children enjoyed the activity and shared their photographs.



Mother's Day Experiential Learning Activity (09.05.21) L.KG

On the occasion of mother's day our little kids of LKG were given a fun filled task to dress up their moms. They became little make up artist who made their moms look pretty by applying foundation, face powder, kajal, bindi and lipstick on their beautiful faces. Kids enjoyed performing this activity. It was nice to watch moms completely surrendered and let children use the make up items on their own. They hugged and wished their mom's 'a happy mother's day'.



SUN CRAFT **ACTIVITY (UKG)**

***"IN EVERY PERSON
THERE IS A SUN.
JUST LET THEM
SHINE."***



**PRE-PRIMARY
CHILDREN WERE
GIVEN SUN
CRAFT ACTIVITY.
STUDENTS
PASTED TOOR
DAL IN A CIRCLE
AND TO MAKE
SUNRAYS THEY
PASTED
MATCHSTICKS.
THIS ACTIVIY
HELPED IN
DEVELOPING
CONCENTRATION
AND ENHANCED
FINE MOTOR
SKILLS.
CHILDREN DID
THIS ACTIVITY
WITH GREAT
INTEREST AND
ENTHUSIASM.**



SUN MAKING ACTIVITY



Fun with Gems (LKG)

Children enjoyed a simple fun filled activity done with gems and water. They were asked to arrange gems in a white plate and pour little water in the centre. Wait for a while and observe how the colours from the gems release in water making beautiful and colourful patterns. The activity was targeted to develop little curiosity in the minds of our little ones and improve their observation and reasoning skills. The children thoroughly enjoyed the activity and shared their patterns through photographs.



MAKING A LEMONADE

(UKG)



“A GLASS OF LEMONADE A DAY GIVES YOUR BODY RESISTENCE EVERYDAY”

The children were given activity of making lemonade by following the directions given by the teacher. They cut the lemon into two halves under the supervision of their parents. Then they squeezed the lemon into the glass and added water, salt and sugar. After which they stirred it properly with spoon until the sugar and salt were dissolved. Lemon juice was ready to be served. Children were excited and happy to serve lemonade made by them.



FRUIT BOWL ACTIVITY(LKG)




Kids had a colourful and healthy treat. They took fruits available at home and made fruit salad. They were asked to help mom to wash the fruits. Some fruits like banana , cheeku, watermelon were chopped by them by plastic/butter knives. They added salt/chaat masala in it on their own. They enjoyed eating this fruit filled delight with the help of a fork. Through this activity children learnt the names and colours of fruits. They also learnt the numbers by counting the fruits used for making the fruit salad. Moreover, through this activity we tried to inculcate eating healthy food .



FORK PRINTING ACTIVITY (UKG)

- Our little ones enjoyed Fork Printing Activity. They were asked to dip the fork in paint and print it on the sheet to get an impression of a flower. They used different colours. Children enjoyed performing this activity. They were excited to see the colorful outcome. It helped them to improve their focus and hand coordination.




Vegetable Printing in Tulip (LKG)

Art and crafts play a vital role in child's development and improvement of their skills. The basic idea was to dip vegetables in paint or printing ink and stamp them in the flower randomly or in ordered pattern.

LEARNING OUTCOME:

It Sparked their Imagination & Self Expression. Children learnt to be creative by using vegetables for printing. They learnt to be independent as they did the activity on their own. Moreover, it was a good exercise for their fine motor development.



Sensory Game Activity (UKG)

- Kids were given an interesting activity to make a sensory box in which they had to keep few objects with different shapes and textures like cotton, ball, pencil, banana, toys etc. They were asked to touch, feel and identify the object in the box without looking at them. This activity helped in exploring objects with only the sense of touch and feel. Children performed this activity with great enthusiasm .




Bubble snakes-Experiential activity (LKG)




The children enjoyed performing another fun filled activity during holidays. Their parents helped them to make the apparatus. A pet bottle was cut from the bottom and covered with a sock. The sock was secured with a rubber band. The children dipped the bottle end with sock in soap solution. They blew hard from the nozzle of the bottle to make bubble snakes. They thoroughly enjoyed the activity and posted pictures with their bubble snakes.



Craft with numbers (LKG)



Kids learnt the numbers while having fun with this number craft activity. They were given cut outs of numbers 1, 2 and 3. They used these numbers to create features like eyes, ears, nose, mouth, and hair and pasted them at appropriate place on the face. This activity helped in developing early math skills - like number recognition and sequencing. They also learnt about different parts of the face.



EXPERIENTIAL INTEGRATED ACTIVITY

(LKG)



LKG children enjoyed creating a cute letter M mouse and learnt the association of the word mouse with letter M. It was fun and easy to assemble craft activity. Children took some cut-outs of eyes, ears and tail of the mouse and pasted them on letter M. Through this activity children developed their sensory and fine motor skills and expanded their vocabulary as well without seeming it like a chore or memorization exercise.

